



SYSTEM OVERVIEW

HINGED TIMBER DOORS

AFC Doors stands out by offering a diverse range of expertly crafted core types, each tailored to specific usage requirements. The Semi-Solid Core [EPS] provides enhanced insulation and impact resistance. Additionally, the Solid Core is available in two different materials to accommodate various applications.

With the aid of advanced machinery and CNC technology, our production process ensures precision and consistency. This capability extends to the creation of custom-shaped vision panels, using a wide array of glass types.

To further enhance our door offerings, all of our doors come standard with Timber Edge Strips that safeguard the door faces. These strips are particularly useful for plywood, timber veneer, or laminate doors. In partnership with renowned brands, we offer exquisite veneer and laminate doors that present stunning and unique design solutions.

Moreover, we specialize in manufacturing metal-clad doors designed for both commercial and residential access points that require additional security or protection. We offer a variety of metal facing options and internal construction materials to meet your specific needs.

Our capabilities extend beyond the core structure of the doors. We can create vent grille cutouts for ventilation, rebated meeting stiles for a precise fit, and perform various machining processes to accommodate different hardware requirements. Whether you require prep for pivot doors, hinge preps, custom-made flush pulls, mortise locksets, concealed closers to custom kick plates.

What truly sets AFC Doors apart is our ability to deliver both large-scale quantities and bespoke doors. Our experienced carpenters understand the practical realities of installation, ensuring that our doors are not only beautifully crafted but also easy to install. We are committed to making your fitouts more straightforward, cost-effective, and efficient.

CHOOSE HOW YOU WOULD LIKE TO ORDER YOUR DOORS

SUPPLY ONLY

SUPPLY & INSTALL

FACTORY FITTED



Pressed Metal Door Frames:

Australian Fire Control offers comprehensive services for detailing and ordering pressed metal door frames. We specialize in providing a complete solution to meet your specific requirements. Our team of experts is dedicated to ensuring the highest quality and precision in every aspect of the process.

With our extensive experience and knowledge in the industry, we understand the importance of accurate detailing when it comes to pressed metal door frames. Our meticulous attention to detail guarantees that every aspect of the frame is properly accounted for, resulting in a seamless fit and optimal functionality.

When you choose Australian Fire Control, you can expect a streamlined and efficient ordering process. We work closely with our clients to understand their unique needs and specifications, ensuring that the pressed metal door frames are customized to meet their exact requirements. Our team utilizes advanced technology and software to generate precise orders, minimizing errors and maximizing efficiency.

Furthermore, our commitment to quality extends to the selection of materials for our pressed metal door frames. We source the finest materials available, taking into consideration factors such as durability, fire resistance, and aesthetic appeal. This ensures that our door frames not only meet the highest industry standards but also provide long-lasting performance and visual appeal.

At Australian Fire Control, we pride ourselves on delivering exceptional customer service. Our dedicated team is always available to answer any questions, provide guidance, and offer support throughout the entire process. We believe in building strong relationships with our clients and strive to exceed their expectations in every interaction.

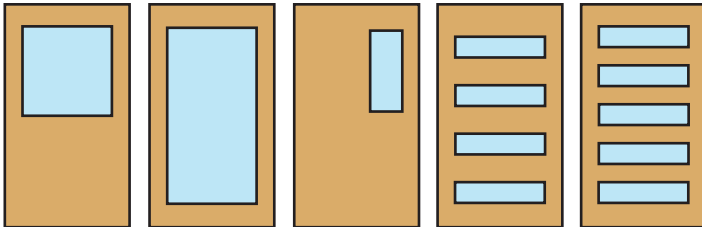
Choose Australian Fire Control for a comprehensive service that encompasses detailed and accurate ordering of pressed metal door frames. Our professionalism, attention to detail, and commitment to customer satisfaction set us apart as a trusted partner in the industry. Experience the difference of working with a reliable and reputable company that prioritizes quality and excellence.



SYSTEM OVERVIEW

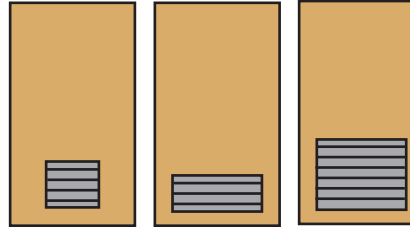
HINGED TIMBER DOORS

Vision Panels



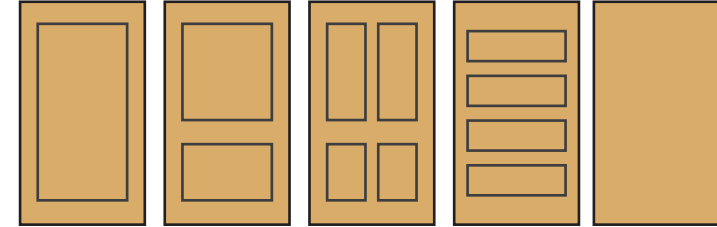
VP STYLE 1 HALF LITE
VP STYLE 2 FULL LITE
VP STYLE 3 1 @ 600x200
VP STYLE 4 Size to suit door
VP STYLE 5 Size to suit door

Air relief grilles




ARG STYLE 1 450x450
ARG STYLE 2 600x300
ARG STYLE 3 600x600

Raised Bolection Moulding



PANEL STYLE 1
PANEL STYLE 2
PANEL STYLE 3
PANEL STYLE 4
PANEL STYLE 5 PLAIN

Facing Options



Stainless Steel Galvanized Unicoat Veneer Plywood Duracoat MDF Internal Only

Capping Options

Please refer to document: Timber Metal Clad Steel Door Types.
Door Types
AFC 03 - Entry level metal faced door with visible capping to head only.
AFC-02 Medium level metal faced with visible capping all round
AFC-01 Heavy level metal enveloped with concealed capping.

Max Sizes & Thickness

Sizes up to 3000h x 1500 per leaf.

If you are searching for larger doors please contact our office on (08) 9399 6957

Door thickness depends on facing option selected.

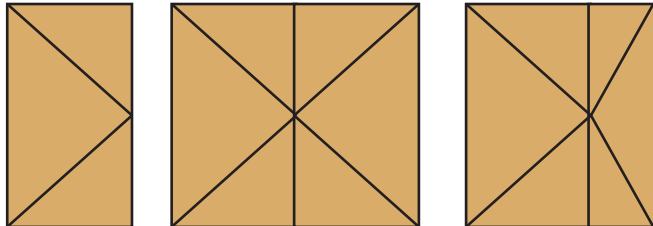
Why should you use AFC as your door supplier?

At Australian Fire Control, we take great pride in our ability to create custom bespoke doors that are tailored to your specific requirements. Our process begins with a thorough consultation, where we collaborate closely with you to understand your vision, design preferences, and functional needs.

Quality control is a top priority for us. Before the completion of each custom door, our team conducts thorough inspections to ensure that it meets our stringent standards of craftsmanship, durability, and structural integrity. We believe in delivering a door that not only looks exquisite but also stands the test of time.


With Australian Fire Control, you can expect a seamless and hassle-free experience when it comes to creating your custom bespoke door. Our expertise, attention to detail, and commitment to customer satisfaction make us the ideal partner for bringing your unique door vision to reality. Trust us to transform your ideas into a one-of-a-kind masterpiece that adds beauty and distinction to your space.

Leaf Types



SINGLE DOUBLE CAT/KITTEN

Construction Types



HMR MDF EPS Polystyrene